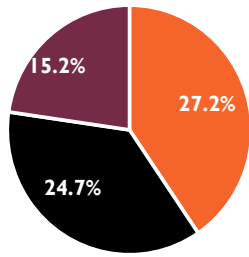


**WEEKLY
NOTE**



Top 3 Traded Counters



- Liberty Kenya Holdings Ltd
- KCB Group Plc
- Equity Group Holdings Plc

Source: NSE, AIB-AXYS Research

Top Gainers

Company	Closing Price	W/W Change (%)
Standard Chartered Bank Kenya Ltd	304.00	▲ 12.3%
Longhorn Publishers Plc	3.35	▲ 10.2%
Centum Investment Co Plc	13.10	▲ 7.8%
Unga Group Ltd	24.95	▲ 7.5%
Liberty Kenya Holdings Ltd	8.18	▲ 6.5%

Top Losers

Company	Closing Price	W/W Change (%)
Car & General	22.05	▼ (10.0%)
Nairobi Business Ventures Ltd	1.91	▼ (6.4%)
Express Kenya Plc	3.66	▼ (6.2%)
TotalEnergies Marketing Kenya Plc	22.20	▼ (6.1%)
Nation Media Group Plc	13.55	▼ (5.9%)

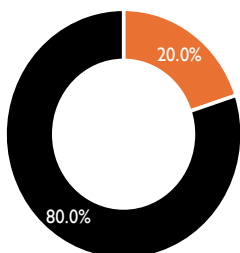
Source: NSE, AIB-AXYS Research

Weekly Market Summary

Statistic	Latest Week	Previous Week	% change
Market Cap (KES Bn)	2,046.86	2,036.06	▲ 0.5%
Nairobi All Share Index	130.22	129.54	▲ 0.5%
NSE-10 Index	1,335.94	1,334.54	▲ 0.1%
NSE-20 Index	2,245.04	2,236.72	▲ 0.4%
NSE-25 Index	3,534.87	3,529.45	▲ 0.2%

Source: NSE, AIB-AXYS Research

Participation Mix



- Foreign Investors
- Domestic Investors

Source: NSE, AIB-AXYS Research

Stock Commentary

- ❖ Liberty Kenya Holdings was the most traded counter in the week with aggregate turnover clocking **KES 623.41 Mn** with KCB Group Plc coming in as the second most traded counter with the cumulative turnover coming in at **KES 566.53 Mn**.
- ❖ For the week, bullish foreigner sentiment was skewed on Safaricom Plc to register net inflows amounting to **KES 53.67Mn**.
- ❖ On the flip side, bearish foreigner sentiment was most pronounced on KCB Group Plc to register net outflows amounting to **KES 97.87 Mn**.

Trading Activity Stats

Statistic	Latest Week	Previous Week	% change
Equity Turnover (KES, Mn)	2,292.54	2,010.56	▲ 14.0%
Foreigner buys (KES Mn)	380.82	519.56	▼ (26.7%)
Foreigner sales (KES Mn)	534.21	599.48	▼ (10.9%)
Net foreign flows (KES, Mn)	(153.38)	(79.92)	▼ (91.9%)
Foreign Participation Rate	20.0%	27.8%	▼ (7.9%)

Source: NSE, AIB-AXYS Research

Kenyan Equities Market Performance

- ❖ The market registered bullish sentiments as signaled by the **0.5%** rise in the Nairobi All-Share index (NASI) to close at **130.22 points**.
- ❖ Trading activity increased by **0.5%** in the week to **KES 2,046.86 Mn**, up from **KES 2,036.06 Mn** the previous week.
- ❖ Domestic investors were notably active in the week, with their participation rate at **80.0%** of total market activity.

Top Net Foreigner Buys

Company	Closing Price	Turnover (KES '000')
Safaricom Plc	17.75	53,677.61
Diamond Trust Bank	79.75	12,148.43
Kenya Power & Lighting Co Plc	6.38	7,115.74
The Co-operative Bank of Kenya Ltd	15.95	2,300.66
I&M Group Plc	34.95	178.46

Source: NSE, AIB-AXYS Research

Top Net Foreigner Sales

Company	Closing Price	Turnover (KES '000')
KCB Group Plc	42.00	(97,872.29)
Equity Group Holdings Plc	46.65	(81,049.29)
Stanbic Holdings Plc	160.00	(31,199.43)
British American Tobacco Kenya Plc	369.25	(9,361.50)
Standard Chartered Bank Kenya Ltd	304.00	(4,390.00)

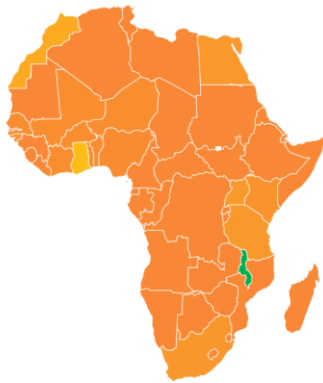
Source: NSE, AIB-AXYS Research

Corporate Actions

Company	Interim/Special Dividend	Final Dividend	Book Closure	Dividend Payment
EABL Plc	KES 2.50		21-Feb-25	30-Apr-25
Kenya Power and Lighting Company PLC	KES 0.20		28-Feb-25	11-Apr-25
EA Portland Cement		KES 1.00	31-Dec-24	31-Mar-25
BAT		KES 50.00	23-May-25	25-Jun-25
Safaricom Plc	KES 0.55		03-Mar-25	31-Mar-25
Stanbic Holdings Plc		KES 18.90	16-May-25	
ABSA Bank Kenya		KES 1.55	30-Apr-25	28-May-25
Co-operative Bank of Kenya		KES 1.50	28-Apr-25	10-Jun-25
Standard Chartered Bank of Kenya		KES 37.00	30-Apr-25	28-May-25
KCB Group Plc		KES 1.50	03-Apr-25	23-May-25

Source: NSE, AIB-AXYS Research

Africa Equities Return Heatmap



Powered by Bing
© GeoNames, Microsoft, OpenStreetMap, TomTom

SSA Equity Market Performance

Country	w/w (%)	YTD 2025 (%)
Kenya	▲ 0.5%	▲ 5.6%
Uganda	▼ (1.9%)	▲ 9.1%
Tanzania	▼ (0.1%)	▲ 8.6%
West Africa	▼ (2.4%)	▲ 3.2%
Nigeria	▼ (1.0%)	▲ 1.9%
Ghana	▲ 0.7%	▲ 25.9%
Malawi	▼ (0.1%)	▲ 69.9%
Mauritius	▼ (1.0%)	▼ (9.5%)
Botswana	▼ (0.4%)	▼ (0.1%)
Egypt	▲ 1.2%	▲ 8.0%
South Africa	▲ 2.5%	▲ 7.4%
Median	▼ (0.1%)	▲ 7.4%

Source: African Markets, AIB-AXYS Research

Regional Perspective

- ❖ African equity markets registered bearish momentum in the week, to clock a median decline of **0.1%**.
- ❖ **South Africa** emerged as the best-performing market, posting a **2.5% w/w** return, whereas **West Africa** was the weakest performer for the week, posting a discount of **2.4%**.
- ❖ Kenya's week-on-week average return of **0.5%** resulted in a **+5.6%** year-to-date performance.

Top Gainers 2025	Closing Price	% Change
Trans-Century Plc	KES 1.28	▲ 228.2%
Home Afrika Ltd	KES 0.75	▲ 102.7%
E.A.Cables	KES 2.17	▲ 100.9%
Uchumi Supermarket	KES 0.32	▲ 88.2%
Unga Group	KES 24.95	▲ 66.3%
Sanlam Kenya Plc	KES 8.18	▲ 65.3%
HF Group Plc	KES 7.40	▲ 64.1%
Kenya Re Insurance Corpora	KES 1.91	▲ 49.2%
Longhorn Publishers	KES 3.35	▲ 45.7%
Sameer Africa	KES 3.49	▲ 43.6%

Top Losers 2025	Closing Price	% Change
Africa Mega Agricorp	KES 51.00	▼ (27.1%)
Limuru Tea	KES 320.00	▼ (8.6%)
Nation Media Group Plc	KES 13.55	▼ (5.9%)
B.O.C Kenya	KES 84.00	▼ (5.4%)
Carbacid Investments	KES 19.85	▼ (5.3%)
Nairobi Business Ventures	KES 1.91	▼ (5.0%)
Kapchorua Tea Kenya	KES 226.25	▼ (3.7%)
I&M Holdings	KES 34.95	▼ (3.6%)
Equity Group Holdings	KES 46.65	▼ (3.4%)
Car & General	KES 22.05	▼ (3.1%)

Top Movers 2025	Turnover (KES Mn)	Turnover (USD Mn)	Foreigners' Participation	Closing Price	% Change (YTD)
Safaricom Plc	KES 7,552.8	\$58.46	68.7%	KES 17.75	▲ 4.1%
KCB Group	KES 5,424.8	\$41.99	25.3%	KES 42.00	▲ 1.0%
Equity Group Holdings	KES 2,504.2	\$19.38	39.2%	KES 46.65	▼ (3.4%)
East African Breweries	KES 1,299.7	\$10.06	66.1%	KES 185.25	▲ 5.6%
Absa Bank Kenya	KES 893.9	\$6.92	2.6%	KES 18.80	▲ 4.2%
Co-operative Bank of Kenya	KES 704.5	\$5.45	4.4%	KES 15.95	▼ (3.0%)
Standard Chartered Bank	KES 654.3	\$5.06	9.6%	KES 304.00	▲ 8.7%
HF Group Plc	KES 650.8	\$5.04	0.0%	KES 7.40	▲ 64.1%
Liberty Kenya Holdings	KES 627.1	\$4.85	0.0%	KES 8.18	▲ 22.5%
Stanbic Holdings	KES 624.1	\$4.83	54.1%	KES 160.00	▲ 16.6%
Kenya Power & Lighting Co	KES 595.9	\$4.61	6.8%	KES 6.38	▲ 32.6%
KenGen Co.	KES 465.2	\$3.60	5.4%	KES 5.06	▲ 39.0%
I&M Holdings	KES 460.2	\$3.56	0.5%	KES 34.95	▼ (3.6%)
British American Tobacco Kenya	KES 405.6	\$3.14	39.5%	KES 369.25	▼ (1.8%)
Kenya Re Insurance Corporation	KES 326.2	\$2.53	1.5%	KES 1.91	▲ 49.2%

Key Highlights

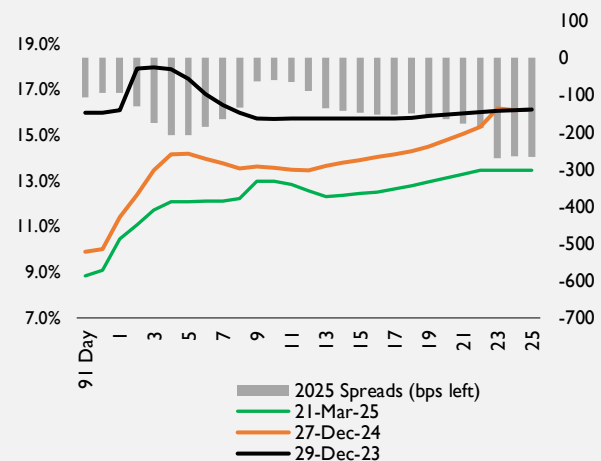
- ❖ **Spot market treasury bills remained oversubscribed, recording a subscription rate of 128.99% from 149.20% recorded the previous week.** Absolute demand skewed towards the 364-day paper – which received bids amounting to KES 20.82Bn. Demand shifted back to longer-term issues, with investors opting to lock in rates for an extended period. We expect this to remain the case in the medium term, with the easing monetary environment expected to persist. However, following the country's decision to exit the IMF funding program, demand for short-tenor issues might rise, with the government expected to lean on domestic debt markets to finance the external debt deficit.
- ❖ **In the primary bond market, the government is looking to raise KES 70.00 Bn through the re-opening of FXDI/2020/015, FXDI/2022/015, and FXDI/2022/025** earmarked for budgetary support in FY 24/25. The bonds have a quoted tenor to maturity of 9.9yrs, 12.1yrs, and 22.6yrs respectively. The coupon rates are set at 12.75%, 13.94% and 14.18% respectively. Bidding is set to close on 2nd April 2025. We will be issuing further bidding guidance.
- ❖ **The 91-day Treasury Bill rate witnessed a 7.78bps w/w downtick to 8.84%** – attributable to the lingering effect of the Central Bank of Kenya's recent 50 bps policy rate cut enacted in their latest MPC meeting. Meanwhile, the accepted average yields on the 182-day paper declined by 2.89bps, whilst the 364-day paper declined by 1.23bps.
- ❖ **Across the secondary bond market, the value of bonds traded increased 33.42% w/w to KES 76.11 Bn** from KES 57.05 Bn recorded a week prior. The NSE Bond Index also decreased 29.59bps w/w to 1,1159.29points driven largely by an increase in the 10-year benchmark yields. The 10-year yield rose the most by 24.10bps w/w while the 5-year yield eased the most by 28.25bps w/w. We continue to expect a progressive yield curve flattening at the short end of the curve.
- ❖ **Yields on Kenya's Eurobond papers decreased by an average of 10.83bps w/w.** We expect Eurobond yields to stabilize in the near term following the recent partial buyback of the 2027 issue, however, global uncertainty could potentially reignite volatility.

Table 1: Indicative Fixed Income Stats

Rate	Current	Previous	w/w bps change	2025 bps change
91- Day	8.84%	8.92%	(7.78)	(105.44)
182-Day	9.09%	9.11%	(2.89)	(93.56)
364-Day	10.46%	10.47%	(1.23)	(94.82)
Bond Index	1159.29	1162.73	(29.59)	597.09
Interbank Rate	10.64%	10.67%	(2.52)	(45.69)

Source: Central Banks' Data, Nairobi Securities Exchange

Chart 1: Domestic Yield Curve Evolution



Source: Nairobi Securities Exchange, AIB-AXYS Africa Research

Table 2: Summary of Kenya Eurobond performance

KENYAN EURO BONDS

ISSUANCE	KENINT 05/22/2027	KENINT 02/28/2028	KENINT 02/16/2031	KENINT 05/22/2032	KENINT 01/23/2034	KENINT 02/28/2048
Tenor to maturity	2.20	2.90	6.00	7.20	8.90	23.00
31-Dec-24	8.48%	9.06%	10.13%	10.11%	10.12%	10.29%
14-Mar-25	7.33%	8.52%	9.91%	9.93%	10.38%	10.38%
17-Mar-25	7.45%	8.52%	10.11%	10.08%	10.46%	10.46%
18-Mar-25	7.33%	8.67%	9.88%	9.93%	10.38%	10.38%
19-Mar-25	7.33%	8.52%	9.88%	9.93%	10.33%	10.33%
20-Mar-25	7.22%	8.52%	9.75%	9.79%	10.26%	10.26%
Weekly change	-0.11%	0.00%	-0.17%	-0.14%	-0.12%	-0.12%

Source: Central Bank of Kenya

Macroeconomic Developments

Exchange Rate

- ❖ The Kenya Shilling strengthened against the USD, appreciating by **0.086% w/w** to KES **129.39** from **129.51** the week prior. This saw the Shilling's YTD depreciation decline to **0.078%** against the USD.
- ❖ Official forex reserves decreased by **53.70bps w/w** to **USD 10.001Mn** from **USD 10.055Mn**. The current reserves now offer about **5.1 months** of import cover – meeting the CBK's statutory requirement of 4 months and the EAC's convergence requirement of 4.5 months of import cover.
- ❖ The shilling witnessed a reprieve this week, having slightly strengthened against the dollar. We attribute this to the influx of funds from the recently issued Eurobond, that propped up local forex reserves, which crossed the 10Bn mark last week. This increase in reserves helped alleviate some of the downside pressure plaguing the shilling. However, the shilling is likely to remain under pressure as global trade disruptions persist. The U.S., in particular, is expected to announce a new round of tariffs in the coming month, which could result in Kenyan goods being imposed with duties as President Trump's administration aims to enact reciprocal tariffs on countries that levy tariffs and taxes on American products.

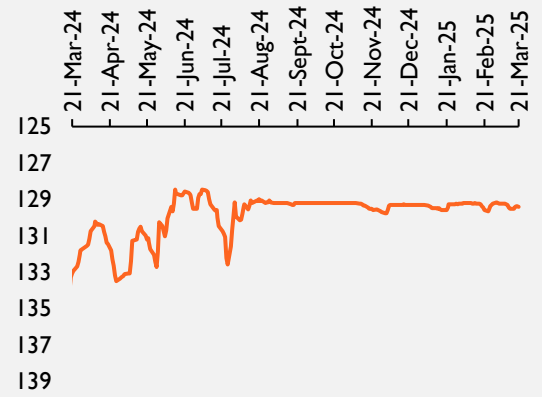
EPRA Pump Price Review – March 2025

- ❖ The Energy and Petroleum Regulatory Authority (EPRA) announced fuel prices for the March 2025 - April 2025 pricing cycle. The retail prices of Petrol, Diesel and Kerosene are all expected to remain unchanged
- ❖ Petrol will retail at KES 176.58/litre, Diesel at KES 167.06/litre and Kerosene at KES 151.39/litre. The regulator reported a 1.41% rise in the landing costs of Diesel and a 1.36% decline in the landing cost of Kerosene. Additionally, the landing cost of super petrol saw a marginal rise of 1.34%. Despite the slight increase in landing costs, prices have remained unchanged due to a higher price stabilization subsidy implemented by the government during the price cycle. Looking ahead, we expect fuel prices to moderate as global trade uncertainties continue to weigh on global oil prices, a move that could see local pump prices trend to the downside, further easing price pressures. However, the recent announcement by EPRA to review price margins for oil marketing companies is expected to limit the realizable benefit to consumers, with the review expected to add approximately KES 7.80, KES 7.75 and KES 7.67 per litre of petrol, diesel and kerosene respectively.

Liquidity

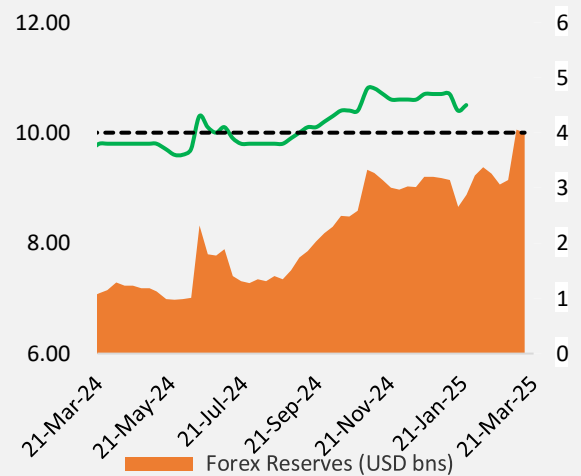
- ❖ Liquidity conditions across the money market eased as evidenced by the 2.52bps decrease in average interbank rate to 10.64% from 10.67% recorded a week prior. We anticipate that the interbank rate will continue to stabilize around this mark in the near term. However, in the medium-term downward pressures on interbank rates could be limited as uncertainties in global policy agenda enactment could see the CBK adopt a more cautious easing approach.

Chart 2: KES-USD Exchange Rate



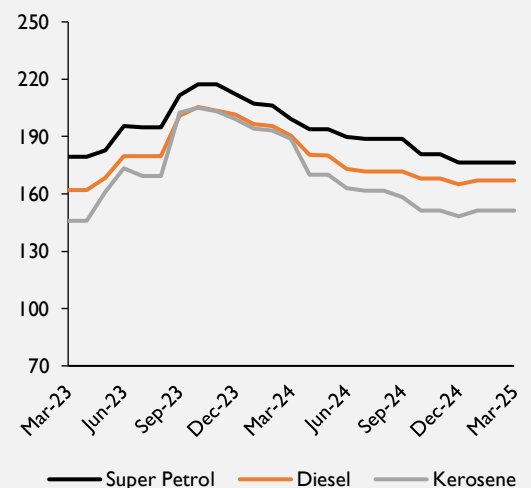
Source: Central Bank of Kenya, AIB-AXYS Africa Research

Chart 3: Forex reserves



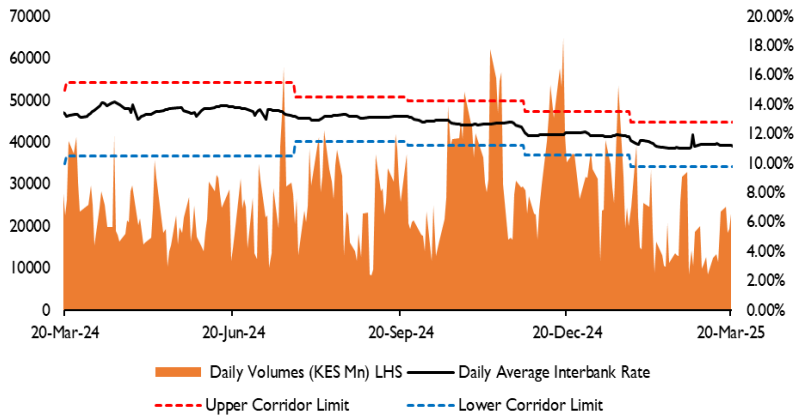
Source: Central Bank of Kenya, AIB-AXYS Africa Research

Chart 4: Average Fuel Prices (KES)



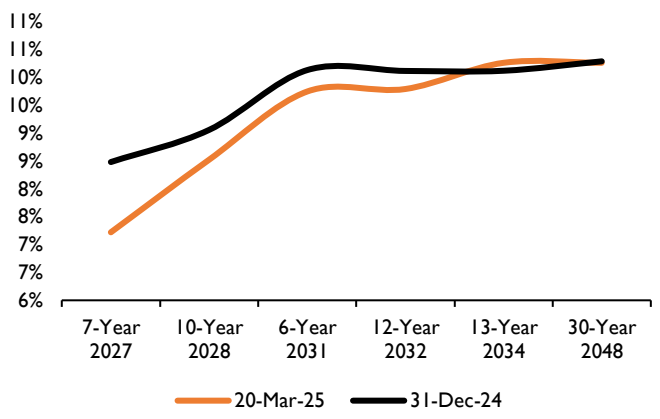
Source: EPRA, AIB AXYS Africa Research

Chart 5: Interbank Rate and Volume



Source: Central Bank of Kenya, AIB-AXYS Research

Chart 6: Kenya Eurobond Yield Curve



Source: Bloomberg

Macroeconomic Developments

Global Market Pulse

- ❖ Global growth is projected at 3.3% in 2025 attributable to low global inflationary pressures, declining cost borrowing, and supply chain normalization. However, escalating geopolitical tensions and the recent introduction of US trade tariffs do represent potential headwinds to the outlook.
- ❖ On the international front, the US dollar strengthened by **0.4% w/w** against a basket of currencies. The yields on the 2-year US treasury paper witnessed downward momentum with a **6bps** w/w decline, whilst the 10-year paper witnessed downward momentum with a **6bps** w/w decrease settling at **3.97%** and **4.26%** respectively.
- ❖ Global oil prices continued to recover with Kenya's supplier UAE Murban rising by 290bps to close the week at **USD 73.77/barrel** while Brent Crude oil rose by 220bps to close the week at **USD 72.16/barrel**. We believe that the recent rise in global oil prices is driven by the collapse of the ceasefire deal between Israel and Hamas, leading to renewed conflict in the Gaza region. This has heightened investor concerns, as further conflict escalations in the oil-rich area could disrupt global oil supplies. However, we believe the upside for oil prices remains constrained as ongoing trade tensions between the U.S. and its trading partners continue to weigh on the global economic outlook, with investors anticipating reduced oil demand due to slower economic activity resulting from the tariffs.

Table 3: Specific Global Prices

Statistic	Current Wk	Previous Wk	Δ
DXY Index	104.15	103.73	▲ 0.4%
Murban Crude	73.77	71.68	▲ 2.9%
Brent Crude	72.16	70.58	▲ 2.2%
US 2Yr Yield	3.97%	4.03%	▼ (6 bps)
US 10Yr Yield	4.26%	4.32%	▼ (6 bps)

Source: Source: Bloomberg, Oil Prices.com, World Bank, AIB-AXYS Africa Research

MACROECONOMIC CALENDAR

Event	Date
Weekly CBK T-Bill Auction	27 th March 2025

Summary Macroeconomic Stats

Summary Macroeconomic Stats

Statistic	Updated as of:	Current	Previous	Δ
GDP Growth	Q3 2024	4.0%	4.6%	▼ (60 bps)
Headline Inflation	February-25	3.5%	3.3%	▲ 20 bps
Central Bank Rate	February-25	10.8%	11.3%	▼ (50 bps)
Stanbic Kenya PMI	February-25	50.6	50.5	▲ 0.1 pts
Private Sector Credit Growth	December-24	-1.4%	-1.1%	▼ (30 bps)
Forex Reserves (USD M)	February-24	9,057	8,877	▲ 2.0%
Public Debt (KES Tn)	June-24	10.56	10.44	▲ 1.2%

Source: CBK, KNBS, Stanbic Bank Kenya, AIB-AXYS Research

CONTACTS

Research Desk

Email: research@aib-axysafrica.com

Equities Dealing

Email: trading@aib-axysafrica.com

Derivatives Trading

Email: derivapplications@aib-axysafrica.com

Bond Dealing

Email: trading@aib-axysafrica.com

Disclaimer:

AIB-AXYS Africa and its parent company AXYS Group seek to do business with companies covered in their research reports. Consequently, a conflict of interest may arise that could affect the objectivity of this report. This document should only be considered a single factor used by investors in making their investment decisions. The reader should independently evaluate the investment risks and is solely responsible for their investment decisions. The opinions and information portrayed in this report may change without prior notice to investors.

This publication is intended solely for informational purposes and is not authorized for public distribution or use by the public media without prior and express written consent of AIB-AXYS Africa or AXYS Group. Redistribution or dissemination of this material, in whole or in part, is strictly prohibited and may lead to legal actions. By accessing this report, you acknowledge and agree to abide by these terms, ensuring the security and confidentiality of its contents.

This document does not constitute an offer, or the solicitation of an offer, for the sale or purchase of any security. Whilst every care has been taken in preparing this document, no representation, warranty or undertaking (express or implied) is given and no responsibility or liability is accepted by AIB-AXYS Africa or any of its employees as to the accuracy of the information contained and opinions expressed in this report.

Unlock our Exclusive Research spanning
Macroeconomics, Equities, Fixed Income, and Sector-
Specific Analyses now seamlessly on AlphaSense,
LSEG, Tellimer, and S&P platforms

S&P Global

Tellimer

AlphaSense



LSEG

Begin trading Kenyan stocks online on our award-winning
AIB-Digitrader App. Available on Google Play and Appstore.

Download the **AIB Digitrader App!**
Trade Kenyan stocks online

GET IT ON
Google Play

Download on the
App Store

AIB:AXYS
AFRICA