



## Daily Market Report 11<sup>th</sup> August, 2020.

### Top Gainers

Company	(%)	Vol.
FAHR	9.93%	2,300
UCHM	6.67%	64,200
KUKZ	5.87%	300
UMME	4.24%	6,000
BOC	3.57%	500

(Source: NSE, AIB-AXYS)

### Top Losers

Company	(%)	Vol.
SCAN	-9.27%	68,700
SMER	-9.23%	4,200
TPSE	-9.03%	15,000
LBTY	-8.61%	4,900
CRWN	-8.60%	5,000

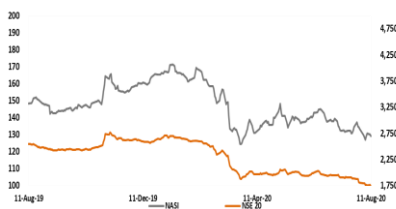
(Source: NSE, AIB-AXYS)

### Top Movers

Company	Vol.
EQTY	4,363,700
ABSA	3,813,100
SCOM	2,276,700
KCB	718,300
EABL	613,900

(Source: NSE, AIB-AXYS)

### Market Index Movement



(Source: NSE, AIB-AXYS)

### Currency

	Today	Previous	% A
USD/KES	108.12	108.03	-0.08%
EUR/KES	127.24	127.64	0.316%
GBP/KES	141.25	141.33	0.05%
JPY(100)/KES	102.14	102.26	0.12%
YUAN/KES	15.53	15.52	-0.02%
RUPEE/KES	1.44	1.44	-0.24%
KES/UGS	33.99	34.08	0.27%
KES/TZS	21.50	21.52	0.08%
RAND/KES	6.12	6.17	0.81%

(Source: NSE, AIB-AXYS)

Dear client,

Below are today highlights:

### CURRENCY:

The shilling depreciated against the greenback to trade at **KES108.12/\$** in contrast to the **KES 108.03/\$** during the previous session. The shilling has remained under pressure since the mid-March, when the country reported its first case of COVID-19. Foreign investor outflows have increased and CBK has used its forex reserves in a bid to support the shilling. As at August 6<sup>th</sup>, CBK's usable foreign exchange reserves stood at **USD 9,290 million (5.64months of import cover)**.

### MONEY MARKET:

The interbank rate decreased to **2.17%** from **2.34%**.

### EQUITIES:

Equity turnover at the NSE decreased by **26.35%** to **KES 0.36Bn** from **KES 0.48Bn** recorded in the previous session. The top traders today were Equity, EABL and Safaricom. The counters' turnover stood at **KES 131Mn**, **KES 92Mn** and **KES63Mn** respectively. Foreign investors were net-sellers recording net outflows of **KES 0.003Bn** as compared to net inflows of **KES 0.046Bn** in the previous session. In terms of company specific foreign activity, foreigners were net-buyers on EABL and net-sellers on Safaricom and Equity.

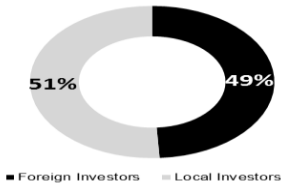
### SUMMARY OF MARKET STATISTICS:

KES	Today	Previous	%	Trend	YTD
Equity Turnover	355,154,981	482,247,179	(26.35)	↓	16.91
Total Volume Traded	14,075,700	18,565,500	(24.18)	↓	31.91
Market Cap (Bn KES)	1,983.85	1,998.72	(0.74)	↓	(21.90)
Bond Turnover (Bn KES)	3.20	2.67	19.83	↑	6,514.64
NSE 20 Share Index	1,733.14	1,761.43	(1.61)	↓	(34.71)
NSE All Share Index	129.24	130.21	(0.74)	↓	(22.34)
FTSE NSE KENYA 15 Index	155.94	158.24	(1.45)	↓	(29.54)
FTSE NSE Kenya 25 Index	169.31	171.18	(1.09)	↓	(26.22)
FTSE NSE KENYA Gov't bond index	97.58	97.60	(0.02)	↓	0.08
Foreign buys (KES)	175,855,740	451,775,885	(61.07)	↓	(28.45)
Foreign Sales (KES)	172,420,739	405,759,196	(57.51)	↓	126.60

(Source: NSE, AIB-AXYS)



### Foreign and Local Participation



(Source: NSE, AIB-AXYS)

### Top Foreign Buys

Company	Vol.
EABL	91,682,600
EQTY	54,167,700
KCB	16,572,520
SCOM	12,993,650
ABSA	270,000

(Source: NSE, AIB-AXYS)

### Top Foreign Sales

Company	Vol.
EQTY	74,800,950
SCOM	54,043,490
ABSA	23,484,634
KCB	18,267,285
GLD	1,025,000

(Source: NSE, AIB-AXYS)

### Top Traders (Ksh)

Top Traders (Ksh)	
EQTY	130,546,035
EABL	92,090,000
SCOM	62,566,095
ABSA	32,863,742
KCB	23,495,100
COOP	4,259,255
NMG	2,322,550
KEGN	1,642,720
KPLC	1,037,735
GLD	1,025,000
SCAN	564,308
CARB	496,998
CIC	451,329
CABL	386,431
SCBK	346,700

(Source: NSE, AIB-AXYS)

### 4-Day Key Market Indicators

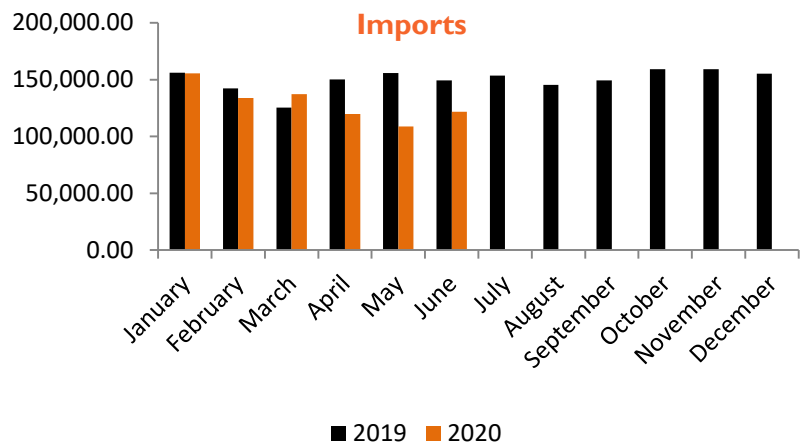
Indicator	11 -Aug-20	10 -Aug-20	07 -Aug-20	06 -Aug-20
NSE 20	1733.14	1761.43	1758.08	1759.28
NASI	129.24	130.21	130.58	129.59
Market Cap (KES Bn)	1983.85	1998.72	2004.50	1989.16
Equity + I Reit turnover (KES Bn)	0.36	0.48	0.211	0.21
Bond Turnover (KES Bn)	3.20	2.67	4.01	1.95

(Source: NSE, AIB-AXYS)

### FIXED INCOME MARKET:

Secondary bond market turnover was up, increasing by **19.83%** to **KES3.20Bn** from **KES2.67Bn** worth of bonds traded previously. The number of deals increased to **121** from **94** in the previous session. The **FXD1/2019/5Yr** was today's most traded bond.

### DAY'S FEATURE: Lower import volumes in 1H20



In 1H20, the volume of imports decreased as the country's borders remained partially closed. Volume of trade rose **KES155.90 billion** in May 2020 to **KES169.65 billion** in June 2020. The value of imports increased from **KES108.70 billion** in May 2020 to **KES 121.60 billion** in June 2020. Imports by Broad Economic Category (BEC) indicate that non-food industrial supplies was the main import category in June 2020 with a share of **38.19%**. Machinery & other capital equipment; Fuel and lubricants; and transport equipment constituted **18.44**, **10.86** and **8.01%** of the total value of imports, respectively. The share of foods and beverages accounted for **13.63%** of the total imports.

**Our view:** We expect that in the coming months imports are likely to remain subdued due to reduced economic activity which has a resultant effect of decreased demand for imported goods.

The table below shows summary of trading activity at the Nairobi Stock Exchange at the end of day.

Security ID	Net Change	Per Change	Closing Price	Prev Closing Price	Total Turnover	Total Volume	Foreign Buys	Foreign Sales
FAHR	0.54	9.93%	5.98	5.44	13.754	2.300	-	-
UCHM	0.02	6.67%	0.32	0.30	20.591	64.200	-	-
KUKZ	22.00	5.87%	397.00	375.00	119.100	300	-	-
UMME	0.28	4.24%	6.88	6.60	41.300	6.000	-	-
BOC	2.00	3.57%	58.00	56.00	29.000	500	-	29.000
LKL	0.13	2.82%	4.74	4.61	11.370	2.400	-	-
NMG	0.24	2.65%	9.30	9.06	2.322.550	250.000	19.800	-
SBIC	1.00	1.35%	75.00	74.00	22.500	300	15.000	22.500
TOTL	0.30	1.32%	23.10	22.80	57.750	2.500	-	-
BAT	3.50	1.08%	329.00	325.50	32.900	100	-	32.900
COOP	0.10	0.97%	10.45	10.35	4.259.255	407.200	-	-
EVRD	0.01	0.93%	1.09	1.08	5.885	5.400	-	-
OCH	0.01	0.42%	2.41	2.40	1.685	700	-	-
SCOM	-	0.00%	27.50	27.50	62.566.095	2.276.700	12.993.650	54.043.490
KPLC	-	0.00%	1.90	1.90	1.037.735	545.500	-	-
ARM	-	0.00%	5.55	5.55	-	-	-	-
BKG	-	0.00%	16.65	16.65	3.330	200	-	3.330
CGEN	-	0.00%	22.50	22.50	-	-	-	-
DCON	-	0.00%	0.45	0.45	-	-	-	-
EGAD	-	0.00%	10.50	10.50	-	-	-	-
FTGH	-	0.00%	1.44	1.44	4.473	3.100	-	-
JUB	-	0.00%	215.00	215.00	-	-	-	-
KAPC	-	0.00%	79.50	79.50	-	-	-	-
KQ	-	0.00%	3.83	3.83	-	-	-	-
KURV	-	0.00%	1.500.00	1.500.00	-	-	-	-
LIMT	-	0.00%	385.00	385.00	-	-	-	-
MSC	-	0.00%	0.28	0.28	-	-	-	-
NBK	-	0.00%	4.12	4.12	-	-	-	-
NBV	-	0.00%	0.60	0.60	300	500	-	-
ORCH	-	0.00%	12.25	12.25	-	-	-	-
PORT	-	0.00%	13.85	13.85	-	-	-	-
SLAM	-	0.00%	13.90	13.90	1.390	100	-	-
TCL	-	0.00%	1.92	1.92	-	-	-	-
UNGA	-	0.00%	30.00	30.00	-	-	-	-
WTK	-	0.00%	142.25	142.25	-	-	-	-
XPRS	-	0.00%	3.80	3.80	1.140	300	-	-
SASN	-	0.00%	16.95	16.95	52.490	3.100	-	-
KEGN	-	0.00%	5.84	5.84	1.642.720	281.300	-	-
KNRE	-	0.00%	2.37	2.37	92.751	39.200	-	-
NCBA	(0.05)	-0.21%	23.25	23.30	262.980	11.300	-	-
CTUM	(0.05)	-0.22%	22.95	23.00	204.290	8.900	90.040	89.700
BRIT	(0.02)	-0.29%	6.82	6.84	135.576	19.900	-	-
CARB	(0.04)	-0.50%	8.02	8.06	496.998	62.000	-	-
KCB	(0.25)	-0.76%	32.70	32.95	23.495.100	718.300	16.572.520	18.267.285
CIC	(0.03)	-1.42%	2.09	2.12	451.329	216.200	-	-
EABL	(3.00)	-1.96%	150.00	153.00	92.090.000	613.900	91.682.600	334.400
NSE	(0.14)	-2.08%	6.60	6.74	121.290	18.400	-	-
HAFR	(0.01)	-2.13%	0.46	0.47	1.662	3.600	-	-
DTK	(1.50)	-2.17%	67.50	69.00	148.675	2.200	-	-
IMH	(1.00)	-2.17%	45.00	46.00	40.500	900	40.500	-
GLD	(50.00)	-2.38%	2.050.00	2.100.00	1,025,000	500	-	1,025,000
CABL	(0.08)	-4.15%	1.85	1.93	386.431	208.600	-	-
EQTY	(1.30)	-4.17%	29.90	31.20	130,546,035	4,363,700	54,167,700	74,800,950
ABSA	(0.38)	-4.22%	8.62	9.00	32,863,742	3,813,100	270,000	23,484,634
BAMB	(1.30)	-4.88%	25.35	26.65	37.995	1,500	-	-
SCBK	(9.25)	-5.78%	150.75	160.00	346.700	2,300	-	285,000
HFCK	(0.25)	-6.36%	3.68	3.93	83.140	22.600	-	-
SGL	(2.00)	-8.00%	23.00	25.00	20.700	900	-	-
CRWN	(4.00)	-8.60%	42.50	46.50	212.500	5,000	-	-
LBTY	(0.68)	-8.61%	7.22	7.90	35.390	4,900	-	-
TPSE	(1.30)	-9.03%	13.10	14.40	196.500	15,000	3.930	-
SMER	(0.30)	-9.23%	2.95	3.25	12.400	4,200	-	-
SCAN	(0.84)	-9.27%	8.22	9.06	564.308	68,700	-	2,550



## CONTACTS:

### Research Desk

**Sarah Wanga**  
[wangas@aibcapital.com](mailto:wangas@aibcapital.com)  
(+254) 711047105

**Linda Kiraithe**  
[lkiraithe@apexafrica.com](mailto:lkiraithe@apexafrica.com)

### Equities Dealing

**Bernard Kung'u**  
[kungub@aibcapital.com](mailto:kungub@aibcapital.com)  
(+254) 711047108

**Benard Gichuru**  
[gichurub@aibcapital.com](mailto:gichurub@aibcapital.com)  
(+254) 711047111

**Brian Tanui**  
[tanuib@aibcapital.com](mailto:tanuib@aibcapital.com)  
(+254) 711047124

### Bond Dealing

**Crispus Otieno**  
[otienoc@aibcapital.com](mailto:otienoc@aibcapital.com)  
(+254) 711047113

**Titus Marenye**  
[marenyet@aibcapital.com](mailto:marenyet@aibcapital.com)  
(+254) 7110471180

---

### Disclaimer

AIB-AXYS Africa and its parent company AXYS Group seek to do business with companies covered in their research reports. Consequently, a conflict of interest may arise that could affect the objectivity of this report. This document should only be considered a single factor used by investors in making their investment decisions. The reader should independently evaluate the investment risks and is solely responsible for their investment decisions. The opinions and information portrayed in this report may change without prior notice to investors.

This publication may not be distributed to the public media or quoted or used by the public media without prior and express written consent of AIB-AXYS Africa or AXYS Group.

This document does not constitute an offer, or the solicitation of an offer, for the sale or purchase of any security. Whilst every care has been taken in preparing this document, no representation, warranty or undertaking (express or implied) is given and no responsibility or liability is accepted by AIB-AXYS Africa or any of its employees as to the accuracy of the information contained and opinions expressed in this report.

Research Tel: 2212206, 0711047000, DL: 0711047105 Mobile: 0736 801 550 Fax: 020 2210500

The Promenade, 5<sup>th</sup> Floor, General Mathenge Road, P. O. Box 11019 - 00100 Nairobi.

Email: [research1@aibcapital.com](mailto:research1@aibcapital.com) Website: [www.aibcapital.com](http://www.aibcapital.com)

Facebook: @aibcapitaltd Twitter: @aibcapital